

**CHEMICAL  
RXNS  
LAB**

**FOLLOW THE  
DIRECTIONS  
DON'T DO ANY  
"ALTERNATIVE"  
EXPERIMENTS**



# HOME CHEMISTRY EXPERIMENTS

Not advised.

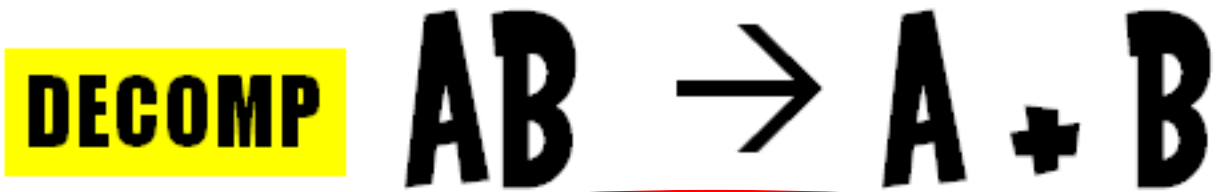


# TODAY'S GOALS:

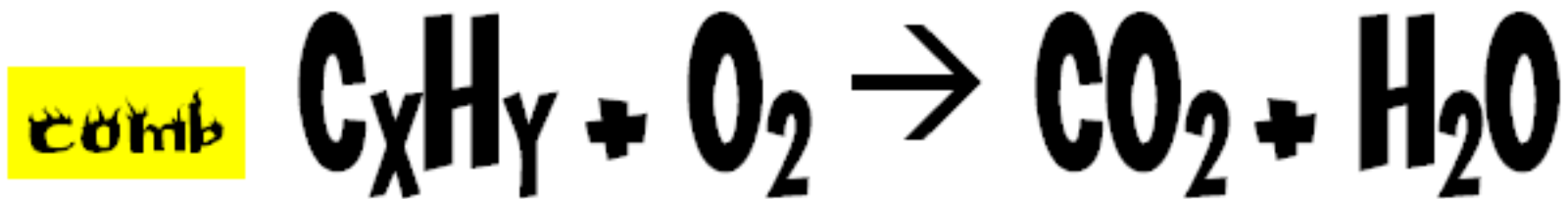
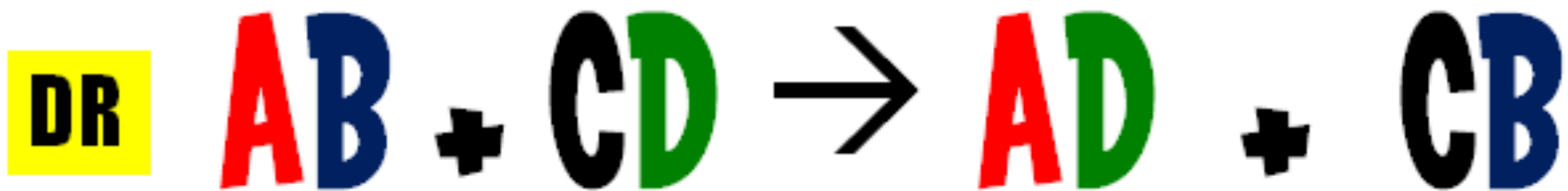
- Figure out the science **first**
  - What type of reaction
  - Balance Equation
- Figure out the **SAFETY**
- Perform the experiment **ONCE**
- Clean up your mess

# **HOMework**

- **Finish Lab Write-Up**
- **Voyage Through Equations**
- **Test Next Week!**



★  
Activity  
Series

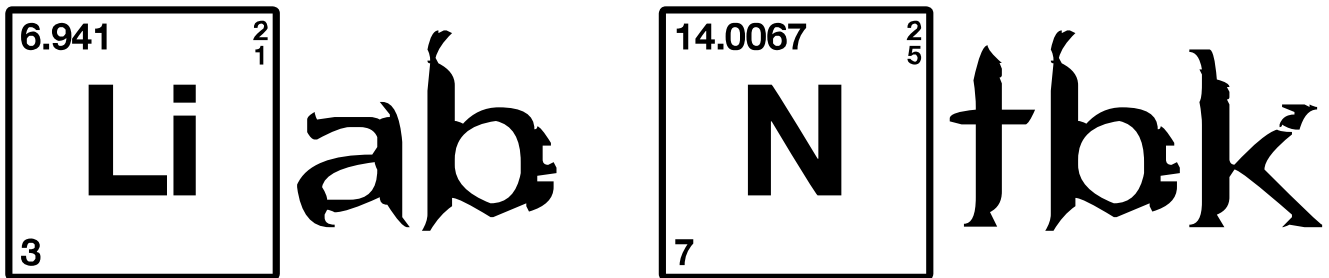


# **CLEAN UP TIME**

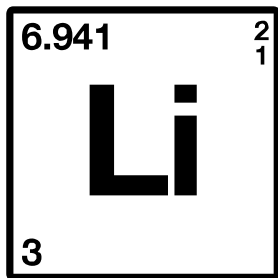
---

- **Rinse everything out and put it back like you found it**
- **NO TRASH IN THE SINKS!!!**
- **Extinguish used wood splints**
- **Wash your hands**






- Complete Lab Write-Up
- For Procedures: Simply state “refer to Chemical Rxns. Lab Handout”



ab



tbk

---

- For Conclusion: Make sure to note the type of reaction and why that makes sense with your observations:*Ex. “Station 1 - This was an example of a \_\_\_\_\_ reaction. I proved this by seeing....”*